



# AITO Presidents' Forum 2017

## 2017 AITO 主席论坛

**Matthias Fischer**

President

FEM Industrial Trucks


FEM工业车辆产品组主席

**Presidents' Forum**  
26. September 2017, Chengdu  
2017年9月26日 成都



# Content 目录

1. EU macroeconomic figures 欧洲宏观经济数据
  1. GDP
  2. Employment 就业率
  3. Economic Sentiment Indicator 经济景气指数
2. European Industrial Truck Market 欧洲工业车辆市场
  1. Country Trends 国家的趋势
  2. Counterbalanced vs. Warehouse Trucks 平衡重及仓储叉车
  3. Electric CB vs. Internal Combustion CB Trucks  
电动车平衡重及内燃平衡重叉车
3. EU Outlook 欧洲未来展望
4. Closing remarks 结束语

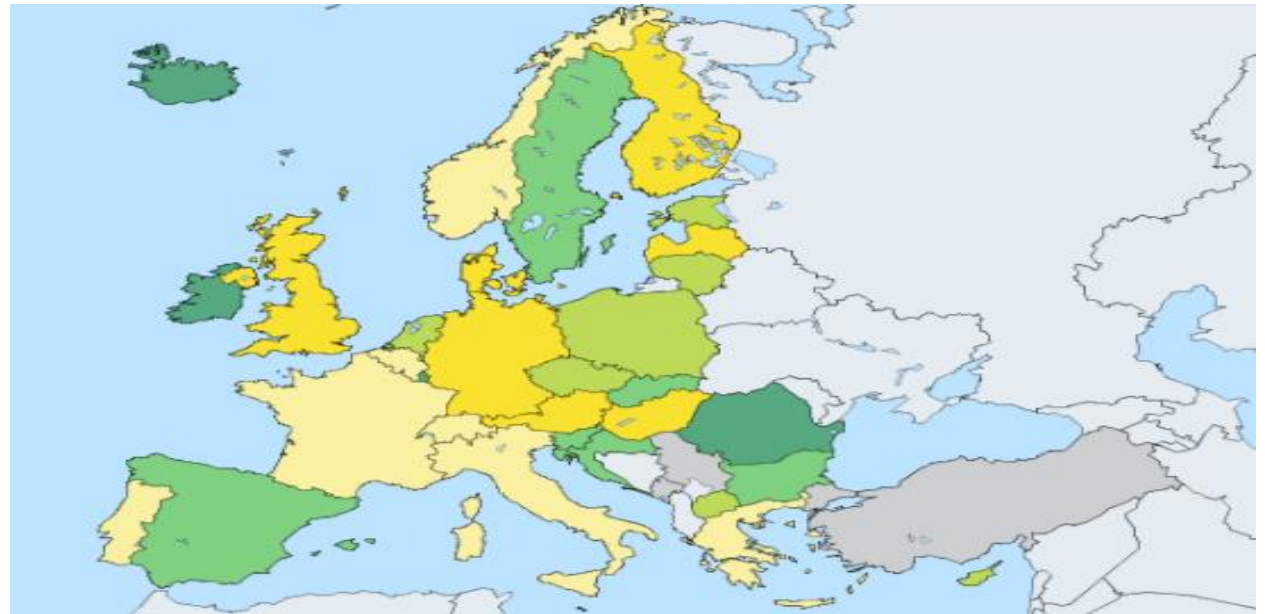




# EU real GDP growth rate 2016

## 2016年欧盟实际GDP增长率

Source: ec.europa.eu  
来源



0.0 - 1.4  
2.8 - 3.4


1.4 - 2.0  
3.4 - 7.2

2.0 - 2.8

Not available 无数据



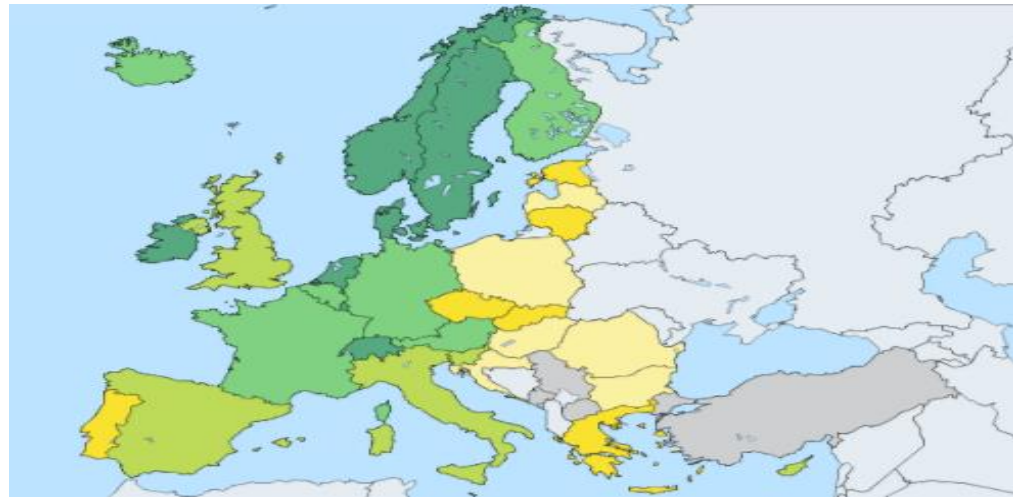
European materials handling federation



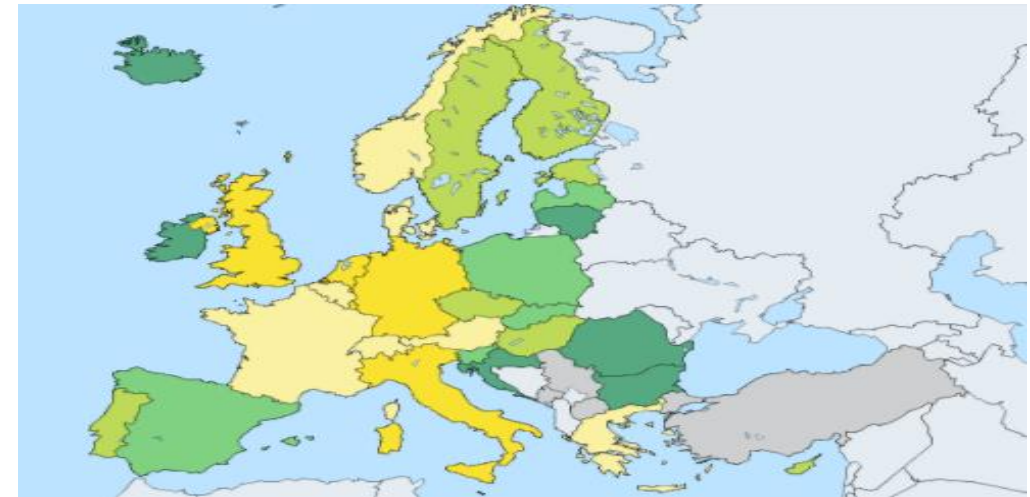
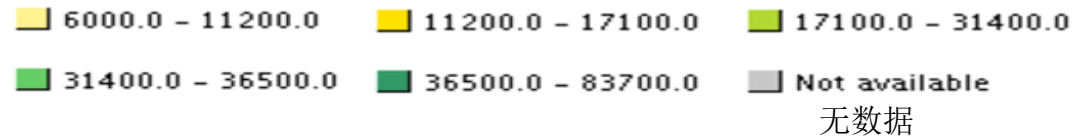


# Real GDP per capita, totals (1) - growth rate (2) 人均实际GDP，总值(1)-增长率(2)

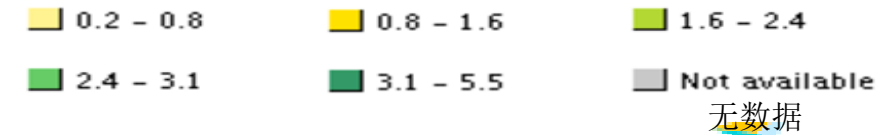
Source: ec.europa.eu  
来源




(1) [€]



(2) [%]



European  
materials  
handling  
federation

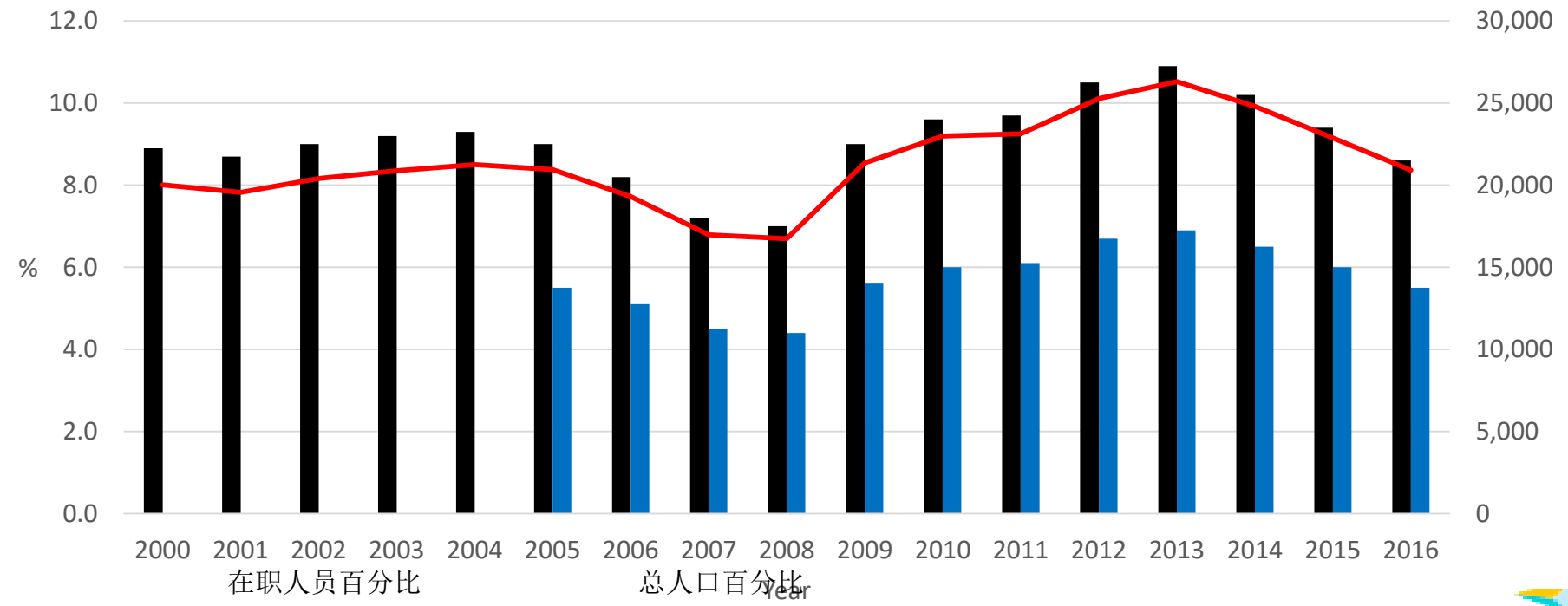




# EU Total Unemployment Rate 2016


## 2016年欧盟总失业率

Source: ec.europa.eu  
来源



European materials handling federation

Percentage of active population  
 Percentage of total population  
 Thousand persons

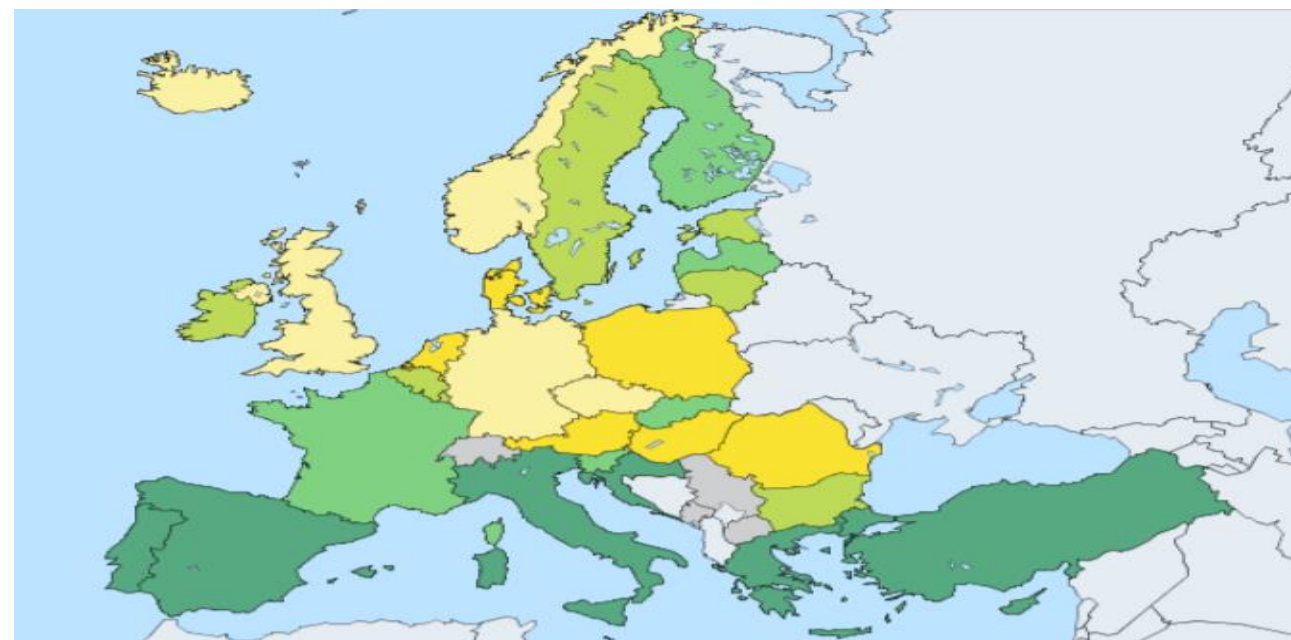




# EU Countries Unemployment Rate 2016

## 2016年欧盟国家失业率

Source: ec.europa.eu



3.0 - 4.8

4.8 - 6.2

6.2 - 7.9

7.9 - 10.1


10.1 - 23.6

Not available

无数据



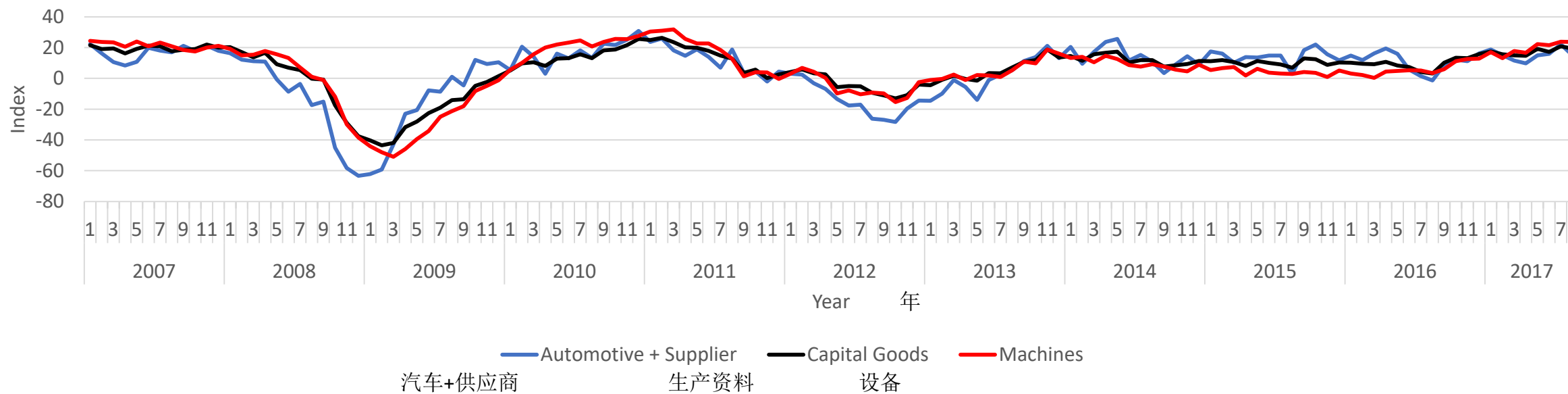
European  
materials  
handling  
federation




# EU Economic Sentiment Indicator

## 欧盟经济景气指数

Source: EU Commission  
来源



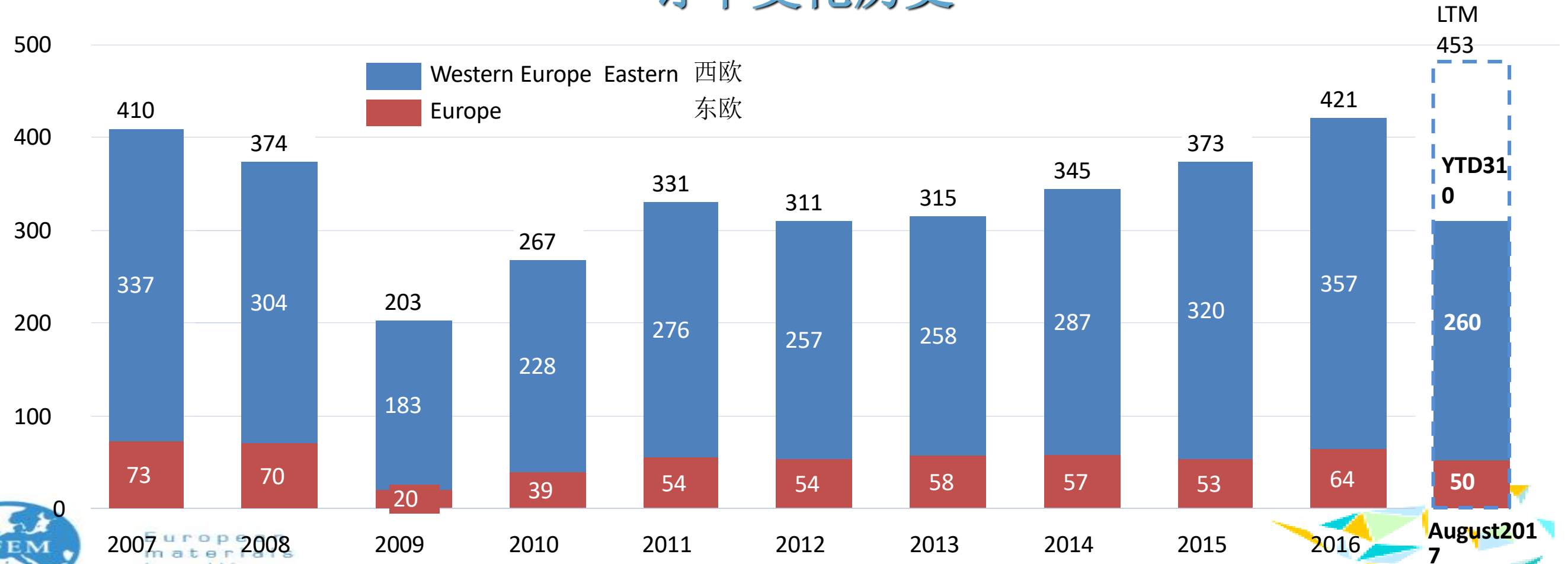
European  
materials  
handling  
federation





# Historic Order Development 订单变化历史

Tsd. Units 千台



LTM  
453

YTD  
310

August 2017

2017年8月



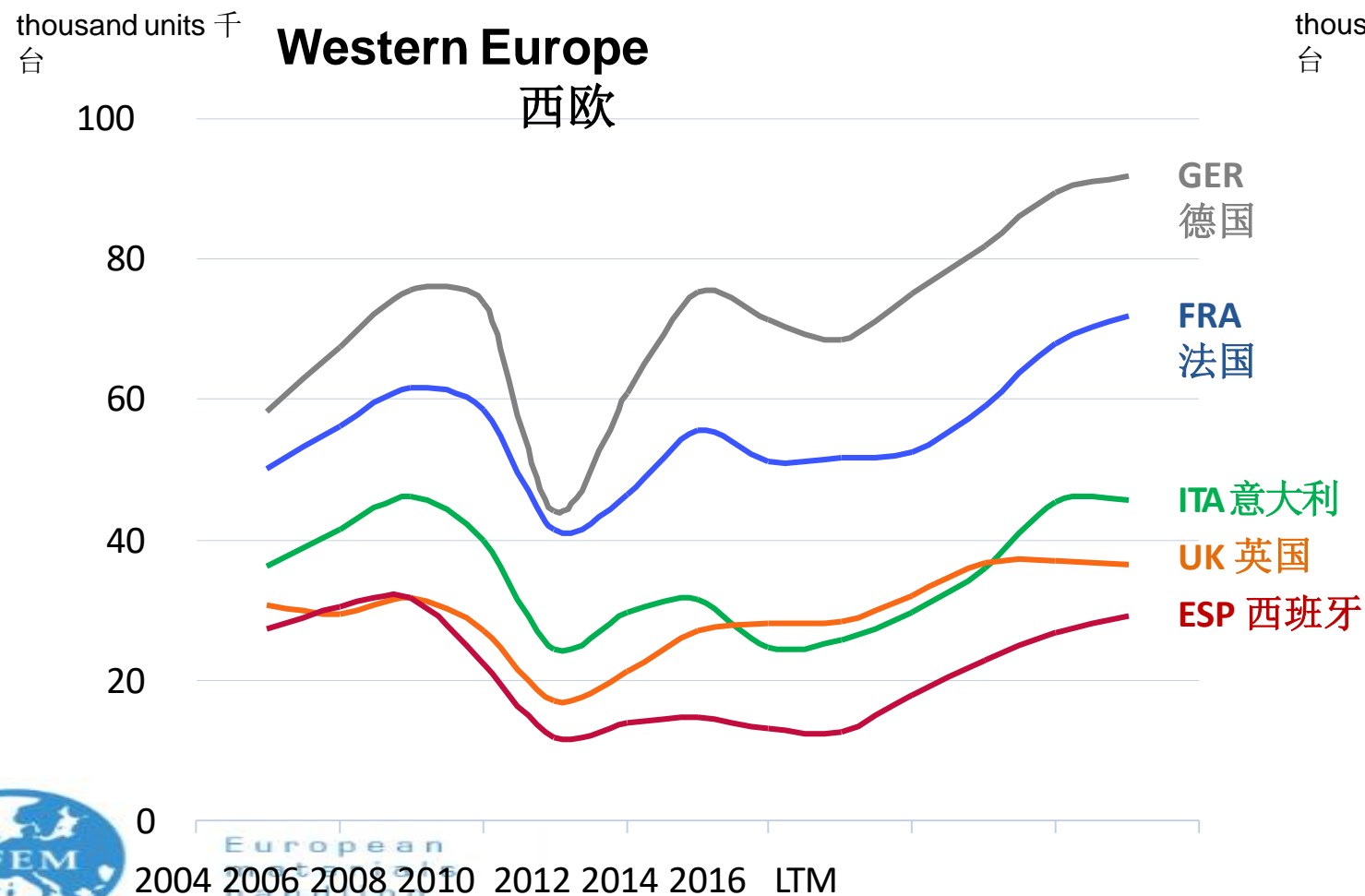
European materials handling federation

Source: WITS  
来源

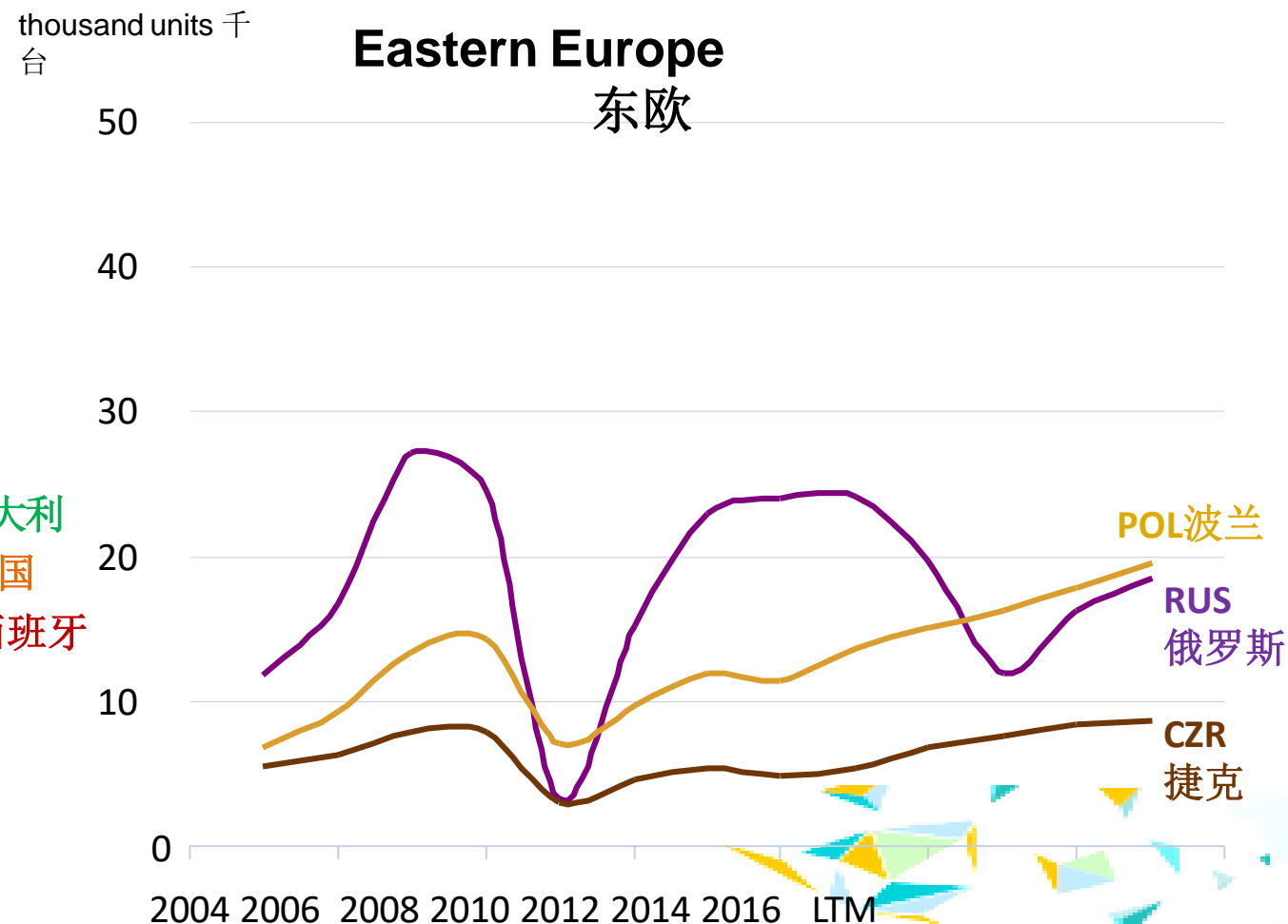




# Europe Country Trends 分国家趋势变化



Note: LTM= Last twelve months  
LTM = 过去的12个月

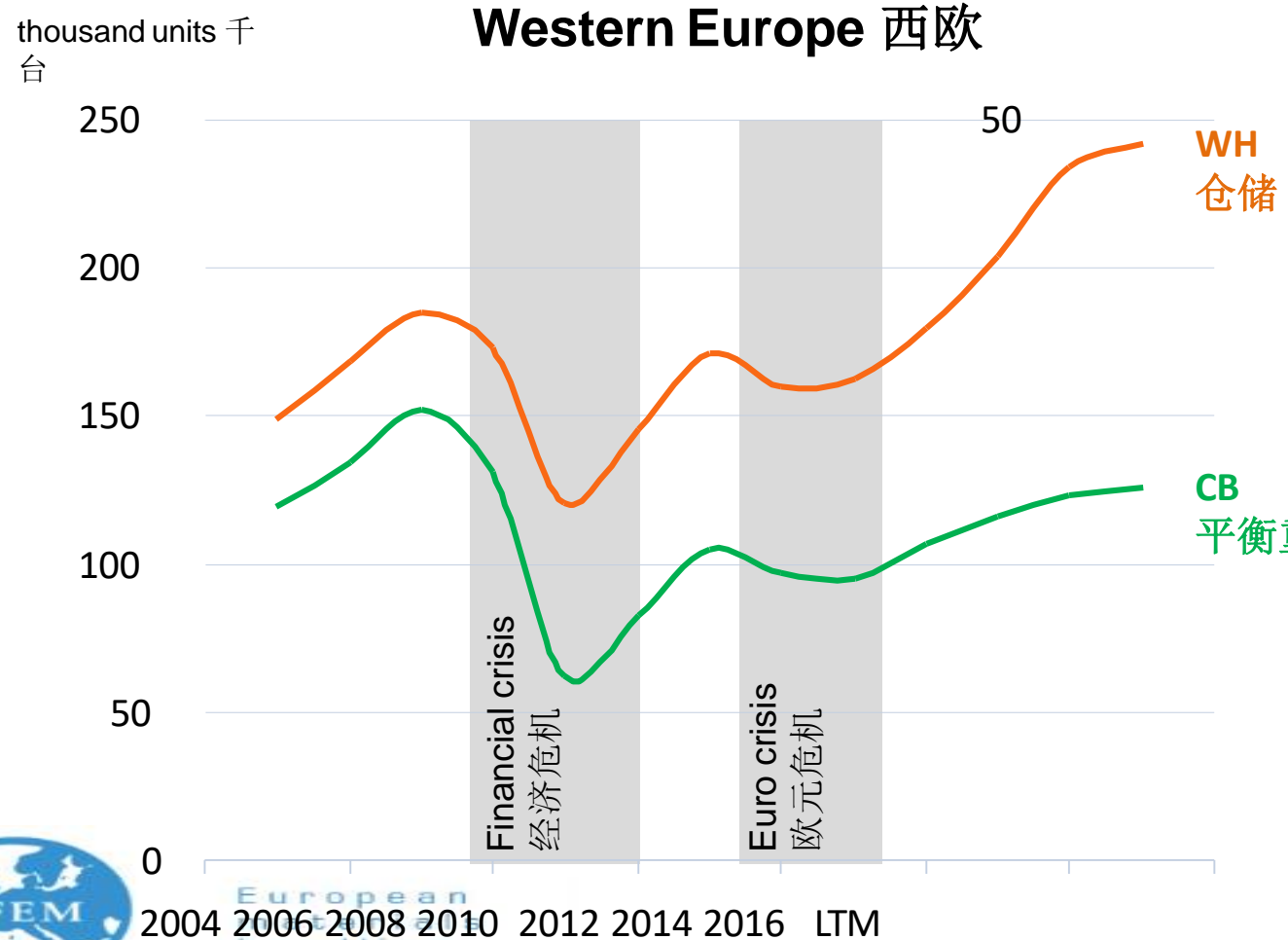


Source: WITS / as of March 2017  
来源: WITS 2017年3月

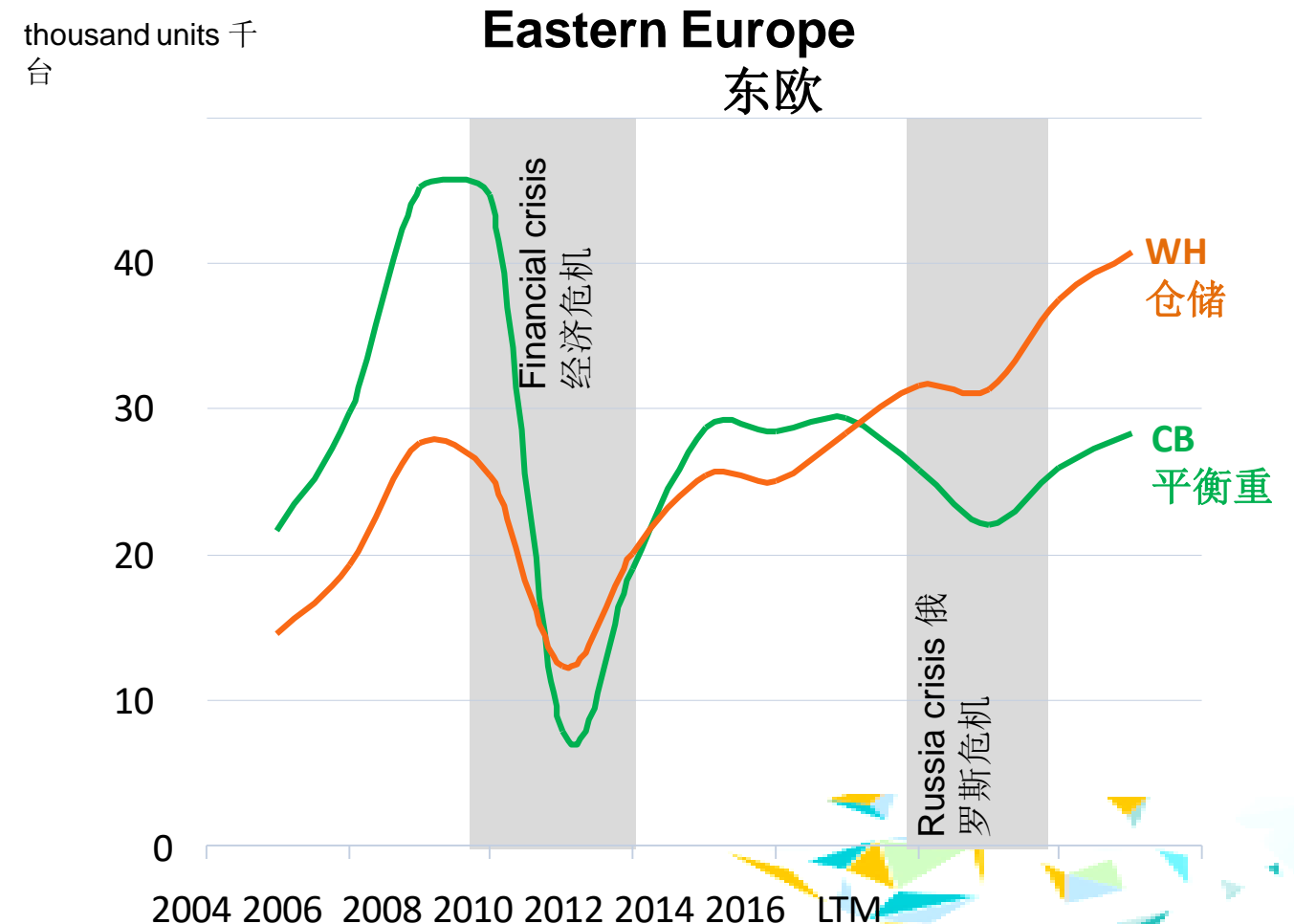




# CB vs. WH development 平衡重及仓储车的变化



Note: LTM= Last twelve months  
LTM = 过去的12个月



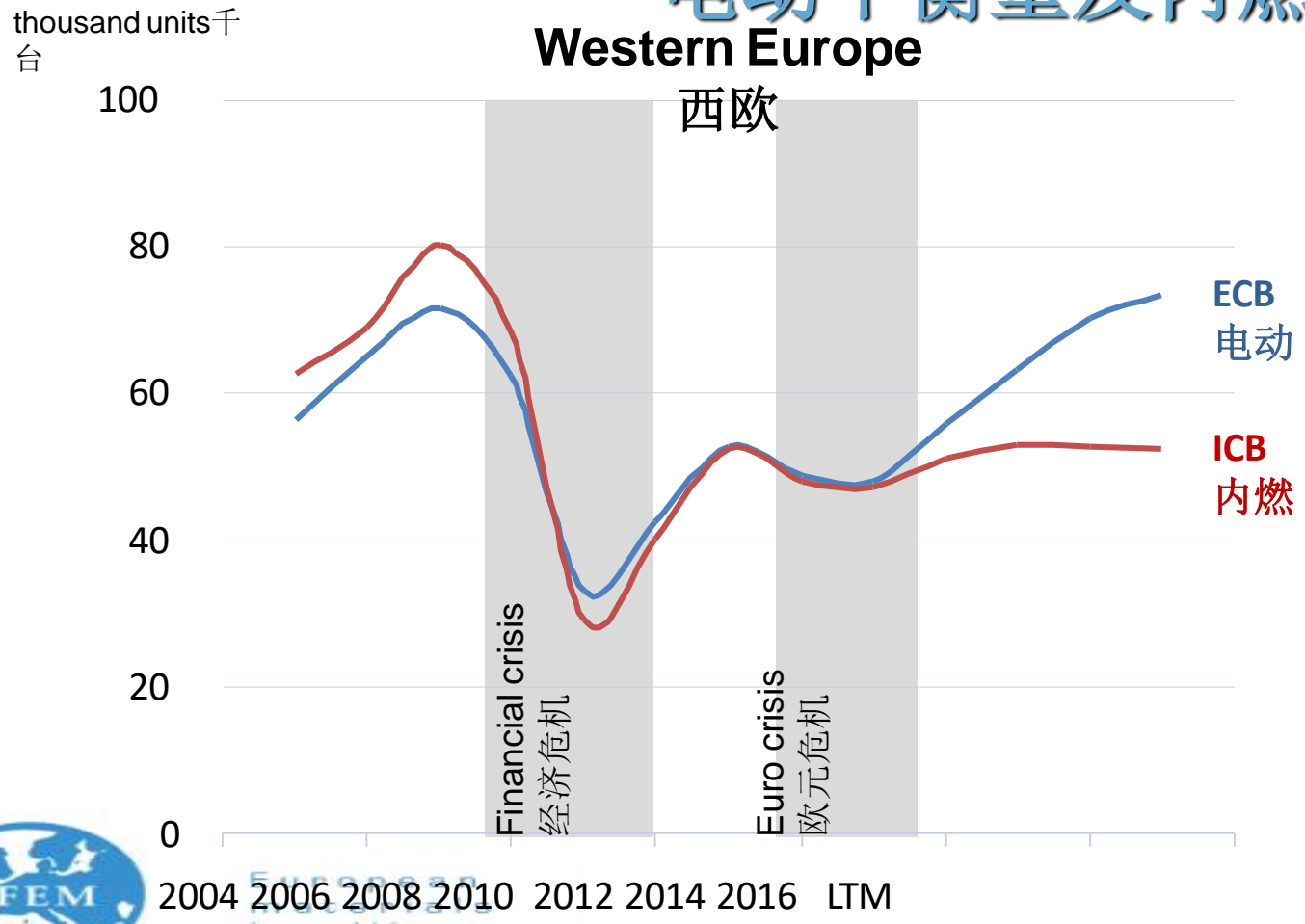
Source: WITS / as of March 2017  
来源: WITS 2017年3月



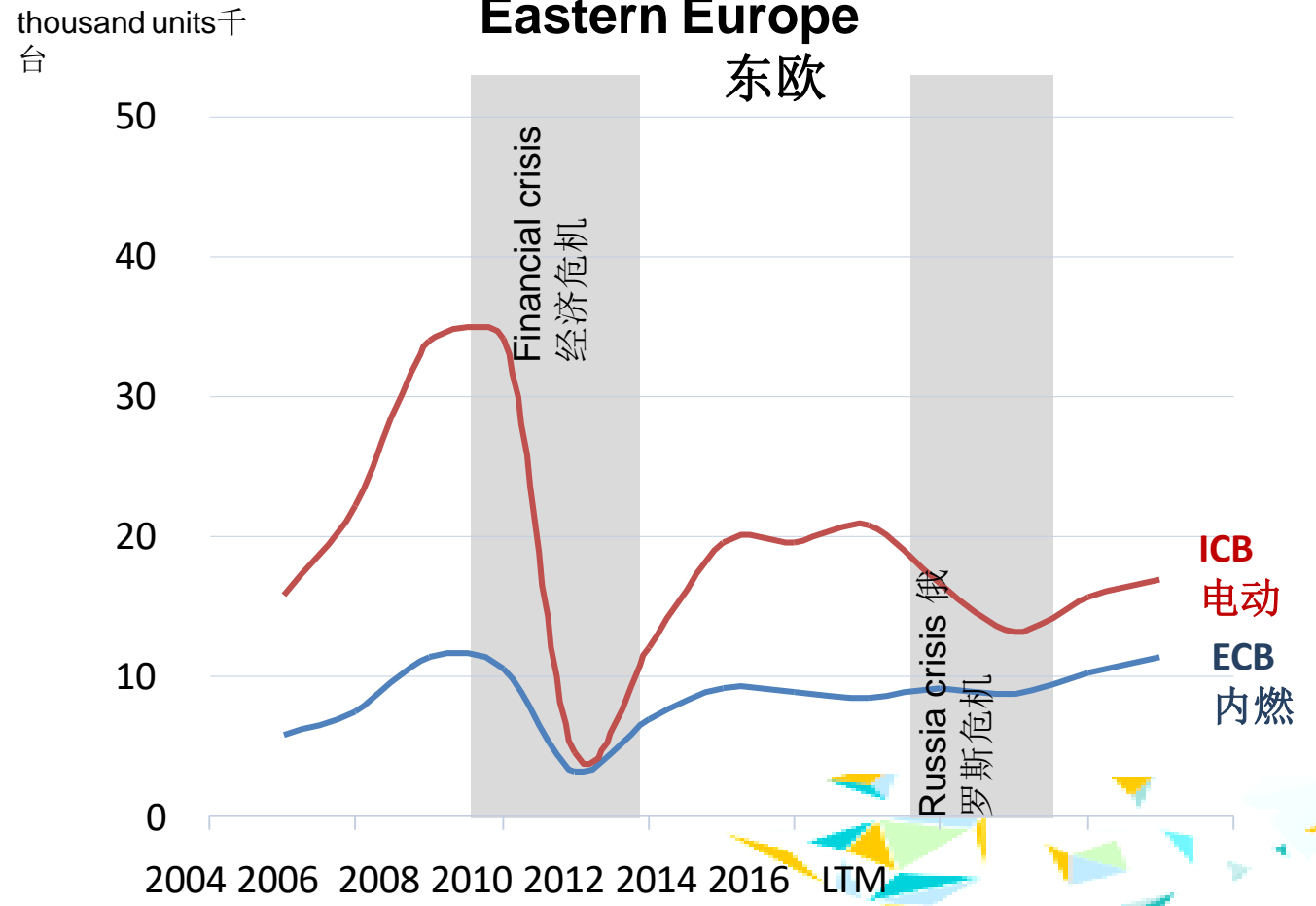


# CB-Electric vs. IC development

## 电动平衡重及内燃平衡重叉车的变化



Note: LTM= Last twelve months  
LTM = 过去的12个月



Source: WITS / as of March 2017  
来源: WITS 2017年3月



# Outlook (EU-Winter 2017 forecast)


## 未来预测 (欧盟-2017年冬季预测)

Source: EU Commission  
来源: 欧盟

	Real GDP 实际GDP			Inflation 通货膨胀			Unemployment Rate 失业率			Budget Balance 预算平衡		
	2016	2017	2018	2016	2017	2018	2016	2017	2018	2016	2017	2018
Germany 德国	1,9	1,6	1,8	0,4	1,9	1,5	4,1	4,1	4,1	0,6	0,4	0,4
Spain 西班牙	3,2	2,3	2,1	-0,3	1,9	1,7	19,6	17,7	16	-4,7	-3,5	-2,9
France 法国	1,2	1,4	1,7	0,3	1,5	1,3	10	9,9	9,6	-3,3	-2,9	-3,1
Italy 意大利	0,9	0,9	1,1	-0,1	1,4	1,3	11,7	11,6	11,4	-2,3	-2,4	-2,6
<b>Euro 欧元</b>	<b>1,7</b>	<b>1,6</b>	<b>1,8</b>	<b>0,2</b>	<b>1,7</b>	<b>1,4</b>	<b>10</b>	<b>9,6</b>	<b>9,1</b>	<b>-1,7</b>	<b>-1,4</b>	<b>-1,4</b>
United Kingdom 英国	2	1,5	1,2	0,7	2,5	2,6	4,9	5,2	5,6	-3,4	-2,8	-2,5
<b>EU 欧盟</b>	<b>1,9</b>	<b>1,8</b>	<b>1,8</b>	<b>0,3</b>	<b>1,8</b>	<b>1,7</b>	<b>8,5</b>	<b>8,1</b>	<b>7,8</b>	<b>-1,9</b>	<b>-1,7</b>	<b>-1,6</b>
USA 美国	1,6	2,3	2,2	1,3	2,4	2,5	4,9	4,6	4,5	-4,8	-5,1	-5,7
Japan 日本	0,9	1	0,5	-0,1	0,4	0,6	3,1	3,1	3	-3,7	-4	-3,8
China 中国	6,7	6,4	6,2									
<b>World 世界</b>	<b>3</b>	<b>3,4</b>	<b>3,6</b>									



European  
materials  
handling  
federation





# Closing remarks

## 结束语



European  
materials  
handling  
federation

